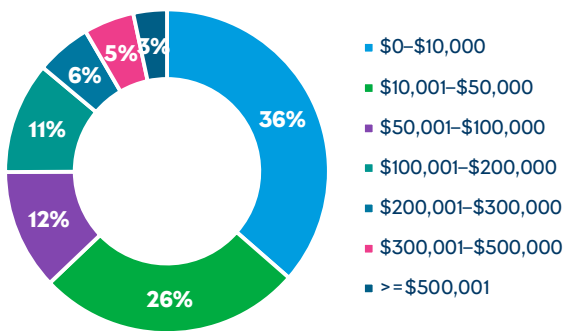


# MPF Broking Service

## Why should you review your MPF provider?

Pension is a key component of overall employer- provided benefits, and individual MPF accounts are becoming sizable.



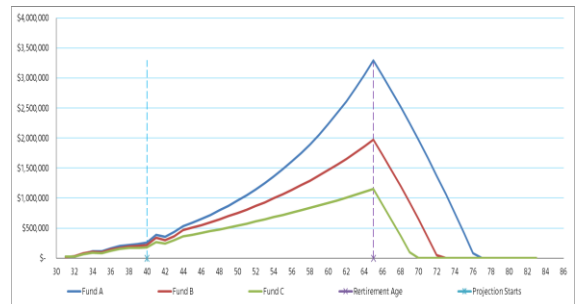
Average MPF Account Benefit:  
**\$217,000**  
 More than 60,000 individuals with **> HK\$1 million MPF Asset**

Source MPFA's : Statistical Analysis of Accrued benefits Held by Scheme Members of Mandatory Provident Fund Schemes, September 2020

The difference between best- and worst-performing funds is significant.

### Hong Kong Equity

	10-Year Average Return (%p.a.)	Total Contribution	Accumulated Fund at 65	Yearly Withdrawal	Years of Decumulation
Fund A	7.41%	\$630,000	\$3,405,128	\$180,000	11.8
Fund B	5.02%	\$630,000	\$1,993,814	\$180,000	7.4
Fund C	2.71%	\$630,000	\$1,177,021	\$180,000	4.6



Source : Mercer MPF Performance Report (as of December 2020)

## What can Mercer do for you?

### Free of charge for employer

#### Review

- Comprehensive
- Tailored to your members' demographics and investment choices

#### Advice and solutions

- Unbiased and tailor-made to fit your objectives and needs

#### Implementation & communication

- Hassle free
- Tailored to your communication strategy

#### On-going services

- Annual Review and Member Communication
- Monthly Newsflash for employer

### Benefits for Employees



**Lower cost**



**Better service**



**Higher engagement**

## Thought Leadership

Unique insights from industry, employers and employees:

- Mercer MPF Market Share
- Mercer Defined Contribution Scheme Survey
- Mercer MPF Satisfaction Index

## Comprehensive Coverage

Most comprehensive coverage of MPF providers, including all top 10 MPF providers, accounting for 97% of total MPF assets†



## Tailor-Made Approach

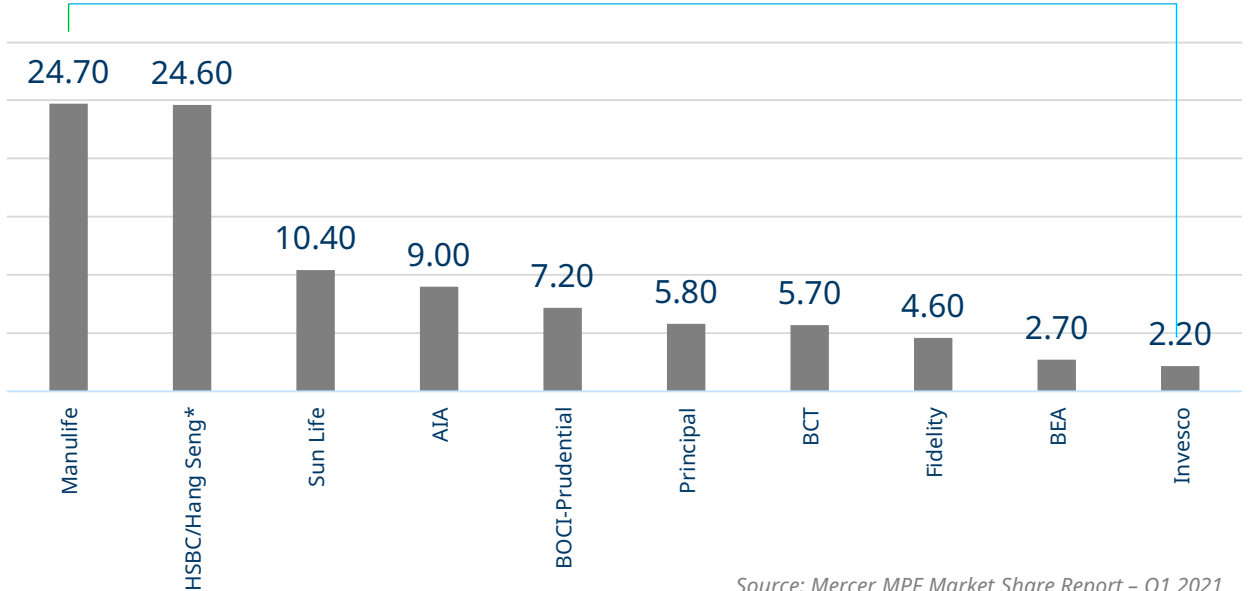
Use of your membership demographics and your objectives to build a definitive solution.

## Team and Experience

- Team of experts from the industry
- Book of clients of various sizes and backgrounds

## MPF Provider Market Share % (as of Mar 2021)

Top 10 providers account for 97% of total MPF assets



Source: Mercer MPF Market Share Report – Q1 2021

### Broking Agreement with Mercer

- ✓
- ✓
- ✓
- ✓
- ✓
- ✓
- ✓
- ✓
- ✓
- ✓

## Contact us

**Freddie Cheng**

T: + 852 3476 3794 E: [freddie.cheng@mercer.com](mailto:freddie.cheng@mercer.com)

We have used and relied upon the information or data submitted by the MPF service providers on an "as is" basis. No independent verification of any information or data from the MPF service providers has been carried out by Mercer in relation to the data. Any authorized use of this report is at the user's sole risk. It is recommended that the user seek professional advice before relying on any information or data in this report.